

# ELECTRODIAGNOSIS AND THE VETERINARIAN

## EAV PRINCIPLES APPLIED TO THE DOG AND CAT

By Gloria Dodd, D.V.M.

*Dr. Gloria Dodd is a highly respected Veterinarian who has been a pioneer in the use of electrodiagnostic instruments and homeopathy in her practice in California.*

*Editor*

As noted in the title of this article, we are followers of Electroacupuncture According to Voll (EAV), and the instrument we use is the Dermatron. It is a fully transistorized, solid state machine made in Germany. It is divided into two machines; the diagnostic side which is like a galvanometer, and the therapeutic side, much like many of the electrical stimulators where you can dial in either direct current which is divided into positive or negative wave forms, or alternating relaxing current which is composed of both positive and negative wave impulses. There is a frequency and intensity control. The patient is hooked up to the machine with electrodes, the negative or ground is attached to the patient, and the positive electrode is the probe held in the hand of the doctor. This can be seen in Figure 1.

Once the patient is attached to the Dermatron, a quadrant reading is taken. This measures a cumulative energy value flowing through one half of the

body. Both front quadrants (overall energy value of all of the organ systems from the diaphragm up to the head) and hind quadrants (diaphragm through abdomen down to hind limbs) readings are taken. (See Figures 2 and 3.) The normal energy values of a quadrant reading should be at 82. If there is a lower value on both front and hind quadrants this means the patient is in a vagatonic state of the autonomic nervous system (or sleeping state) and is a grave sign. A higher than 82 reading means that some organ system(s) in that quadrant is in a state of hyperenergy or inflammation. This already gives you some insight into the health status of your patient. EAV reading cannot be done in a state of vagatonia. So if the quadrant reading is below 82, the body must be charged with the positive or alternating wave form of the machine to the value of 82. Once the quadrant readings are done, then each individual meridian with its control measurement point and

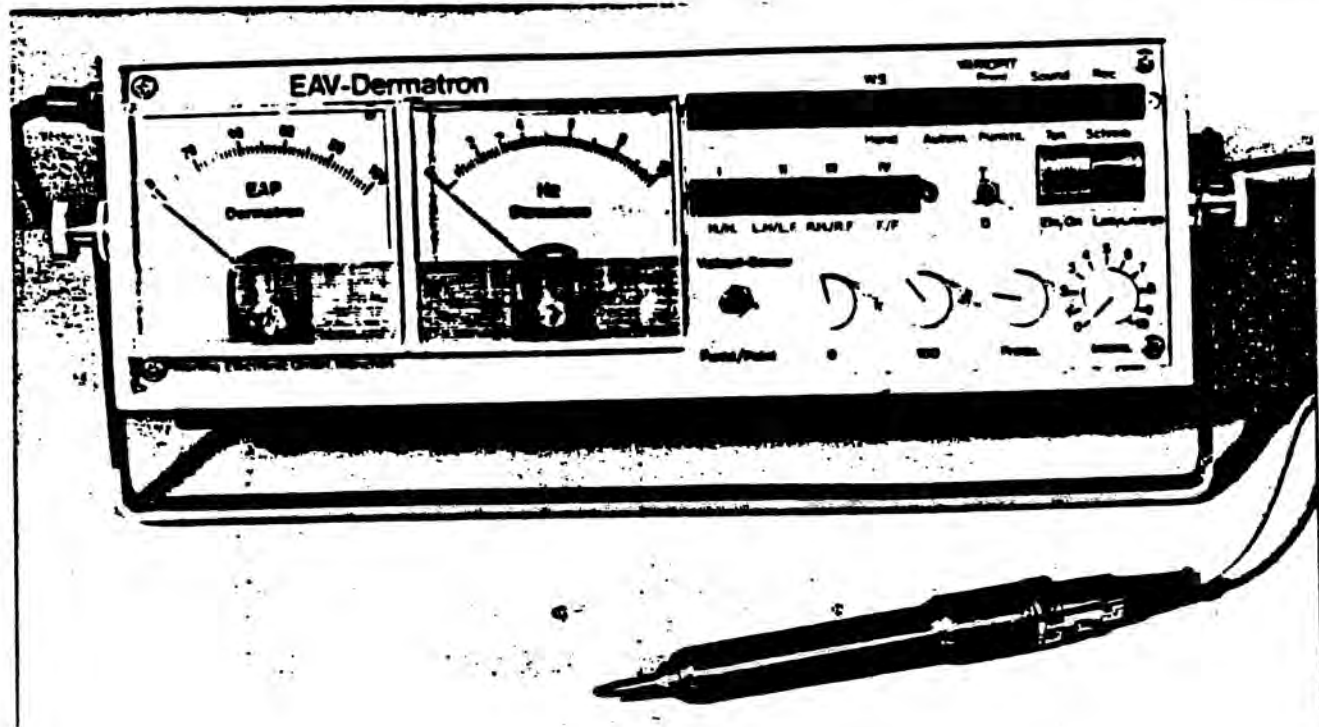


Figure 1. Dermatron



Figure 2. Quadrant reading, front foot.




Figure 3. Quadrant reading, hind foot.

four related association EAV measurement points are read on each toe of every foot. Specific points, if normal, read 50. Refer to an earlier article by this author to give you the evaluation of the quadrant readings and indicator drops on the EAV points and what they mean. Following is a list of the paired acupuncture and EAV meridians (Chi-Wei) and vessels (Dr. Voll's discovery) that are assured.

**Right Paired EAV Meridians and Vessels of the Right and Left Body**

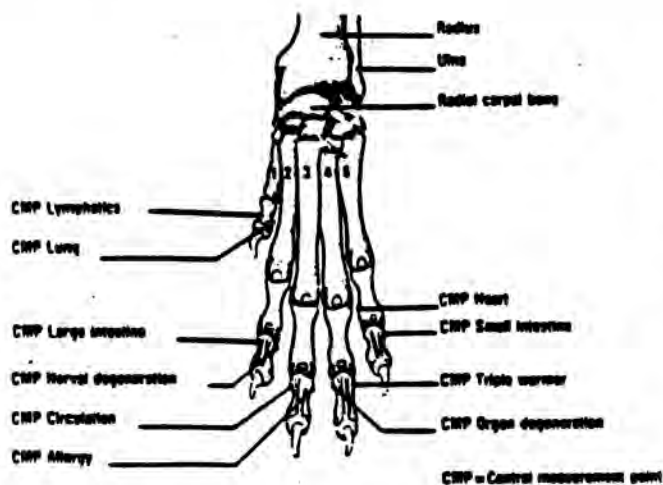
Right feet:

- 1. Lymph Vessel
- 2. Lung Meridian
- 3. Large Intestine or Colon Meridian
- 4. Nerval Degeneration Vessel
- 5. Circulation (Pericardium) Meridian
- 6. Allergy Degeneration Vessel
- 7. Organ Degeneration Vessel
- 8. Endocrine (Triple Warmer) Meridian
- 9. Heart Meridian
- 10. Small Intestine Meridian

Hind feet:

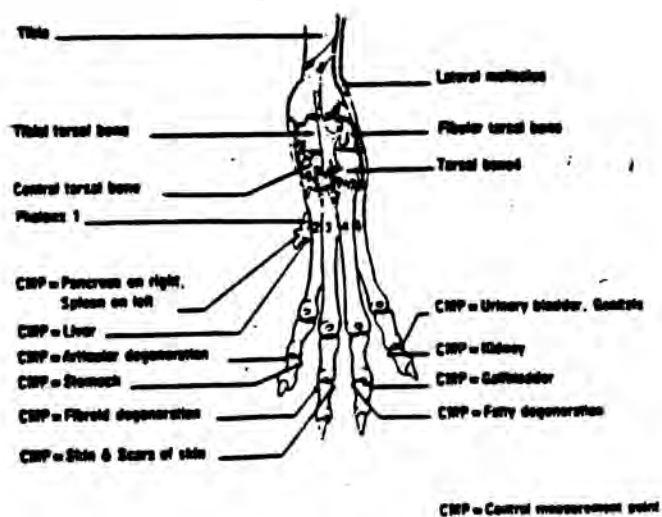
- 1. Spleen (left side); Pancreas (right side) Meridian
- 2. Liver Meridian
- 3. Articular Degeneration
- 4. Stomach Meridian
- 5. Fibroid Degeneration Vessel
- 6. Skin and Scars of Skin Vessel
- 7. Fatty Degeneration Vessel
- 8. Gallbladder and Bile Ducts Vessel
- 9. Kidney Meridian/ljfl
- 10. Bladder-Urogenital Meridian

Within each meridian or vessel is a cumulative energy point of the entire meridian or vessel's energy value; Dr. Voll calls this the *Control Measurement Point or CMP*. It generally is located at the proximal intersection of the shaft to the capitulum of the middle phalanx bone of the toes of both front and hind feet (Figures 4 and 5). The exception is the first toe, or dewclaw when present, in which there is a fusion of phalanx 1 and 2, so the CMP is located at the distal end of the P1 and P2 bone. Within each meridian or vessel are 4 or 5 associated EAV mea-



DORSAL LEFT FOREPAW  
CANINE, FELINE

Figure 4. Control Measurement Points, front feet.



DORSAL LEFT HINDPAW

Figure 5. Control Measurement Points, hind feet.

surement points which give specific anatomic parts of that organ system. For example, Figure 6 shows the *Nerval Degeneration Vessel* discovered by Voll. It is located on the ulnar side of the second toe front foot. Measurement Point 1 is for lumbar and sacral spinal cord, MP for Meninges and spinal marrow, MP-2 is for the cervical, thoracic spine, and MP-3 is for the brain stem and cerebrum. Three more recent discoveries by Voll are MP-1a for the Summation Point of the entire Autonomic Nervous System, and SMP 3a for the Parasympathetic Cranial Ganglia, and CMP for Cranial Nerves. So for example, if you wish to know the health of the entire nervous system of the dog and cat, you would read one point (CMP Nerval Degeneration Vessel), a normal reading of 50 tells you every aspect of that nervous system's energy is flowing correctly and there is no pathology; however, if you find a reading of 92 ID 65, this would tell you that somewhere in the nervous system there is gross inflammation with some degeneration already taking place. At this point then you would make a *meridian search* systematically reading each specific level of the nervous system by the association points on that meridian to see where the pathology lies. When many association points are abnormal, one takes the highest reading or the longest indicator drop (ID) and performs medicine

testing on this point, to normalize the reading (lowering the value to 50 and eradicating the ID). If for example, homeopathic Malathion normalizes the reading at ND-3, you would then know that the etiological agent for the inflammation of the brain is Malathion insecticide and this is what must be given in injectible form to wash out the toxins of this pesticide from the body.

**What is Homeopathy?**

**What is Isopathy?**

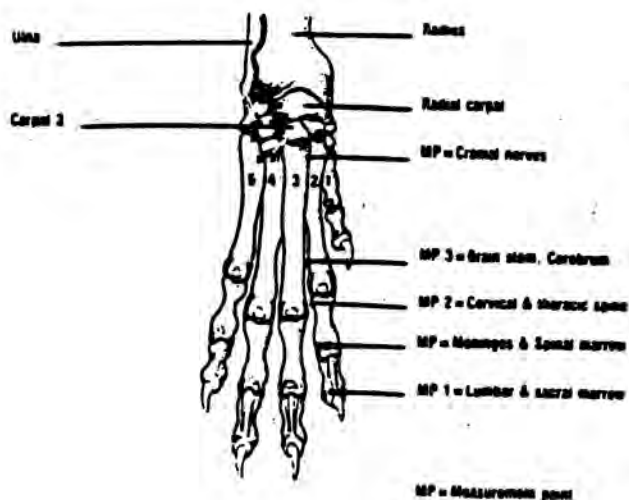
**What is Autoisopathy?**

For those who are unfamiliar with homeopathy, I will try to give a little understanding of a very complex concept of energy. I am *not* an authority on homeopathy. I am still studying the subject even while using this principle of treatment in my practice. I have listed some excellent books in the bibliography. No one is sure how homeopathy works in the body. We must leave that to our finest minds in the universities to determine. Homeopathy has been practiced as a form of natural healing since Socrates. For the first two hundred years of our country's early history, 90% of the doctors used this form of medicine. One of the oldest colleges in America was founded by a homeopathic physician from Germany, Dr. Constantine Hering, in 1835 at Allentown.

the first institution for the teaching of homeopathy in the new world. In 1848 that school was transferred to Philadelphia. The Homeopathic Medical College of Pennsylvania, a prestigious medical college now known as the Hahnemann Medical College, it is still graduating doctors today. However, there has been no instruction given on homeopathy for several years. During World War I sulfa drugs were discovered which ushered in the new practice of allopathic medicine or drug therapy. In America, this has been the major method of treatment although there now seems to be a revival of interest in the medical community in homeopathy, which is still widely practiced in Europe today. Homeopathy operates on the principle of similars, *Similia, Similibus, Curanteur*. In Latin this means similars cure similars. It has been known since the time of antiquity, that if a person ingests arsenic and becomes violently ill with gastroenterocolitis, these same symptoms could be reversed by drinking extremely dilute amounts of that same arsenic oxide (say 1:1000 dilution).

Also, if a person exhibited gastroenterocolitis from other causes (viral, bacterial, or chemical), a very dilute form of that same arsenic oxide would still meliorate the victim's symptoms. Similars Cure similars. So too, could bleeding be stemmed with ingestion of extremely dilute amounts of phosphorus, yet in its allopathic or substance form, phosphorus causes massive hemorrhages in the body. The remedial effects of these diluted potions can be greatly enhanced by potentizing or energizing them: by beating the diluted mixture in your hand 100 times at every ten-fold dilution. Therefore, after taking 1 drop of a substance and mixing it with 9 drops of water, it is beat 100 times in the hand or against a leather book. This is how a 1:10, 1X or D1 dilution is made. Then taking a drop of this D1, mixing with 9 parts water, beating another 100 times, a 1:100, 2X or D2 is made and so on until you reach D200. At this point and dilution there is very little substance present, but a very large amount of energy. These higher dilutions are the most potent in energy and are used in the most chronic of conditions where you need the higher amounts of energy for treatment. Acute phases require little energy or remedies around D3 for treatment.

We all know that everything animate and inanimate vibrates with energy. Every molecule, atom, and subatomic particle of substance dances around each other in its own particular oscillation. Within man, this is "Life's Energy Force" which the Chinese long ago recognized as "Ch'i" and which we, as acupuncturists, utilize in our treatment modalities. It



DORSAL RIGHT FOREPAW

Figure 6. Nerval Degeneration Vessel.

has been scientifically proved in many ways, e.g., by photography with special electrophotographic plates, producing images by the Kirlian effect. So too, all vegetable, animal, mineral, and metal exert their own electro-magnetic field. Now keep this thought in mind when I try to explain the concept of homeopathy in energetic terms: Within the victim of arsenic ingestion, there has been a functional disturbance of the GI tract by the substance arsenic's own energy vibrations, and somehow by giving the victim the diluted, potentized substance of the same arsenic, one can bring down the victim's deranged energy vibration within his GI tract to its more normal oscillation and stimulate the body's self-healing of any epithelial damage.

Primitive people today and long ago seem to have an instinctive homeopathic sense in treatment. In the jungles of Columbia, South America, snake bite is treated by making an incision near the bite wound and grinding in the dried glands with the venom taken from other serpents that have been killed and cured. Hippocrates was the first to write of Isopathy (a form of homeopathy but using the principle "The Same Cures the Same"). *Vomitus vomitur curanteur*. Pliny wrote in 28 AD: "There is under the tongue of the rabid dog a slime formed by its saliva which, taken in drink, guards against rabies." A German

veterinarian, Dr. Wilhelm Lux (considered the Father of Isopathy), wrote in 1833, "All diseases carry within them the means of their cure." Lux was a contemporary of the other great German, a physician, Dr. Samuel Hahnemann, the Father of Homeopathy, who spent a lifetime studying, recording, and systematizing homeopathy from an art into a science of medicine. Today, I use homeopathy, isopathy, and autoisopathy (in which excretions, secretions, and hair of the animal are used in its own treatment). Isopathy uses the tissues, secretions, and excretions of one diseased animal for the treatment of another animal with the same symptoms. For example, I started out treating feline leukemia by using the blood of a proven feline leukemic viremic cat to make a homeopathy remedy for other sick Felv cats. Now I have made nosodes from the purified Felv. I use Ferrous phosphorous for fever, Amica (Leopard's Bane) for tissue injury, Phosphorous for bleeding, Hypericum perforatum (St. John's wort) for pain, as well as nosodes for specific bacteria, viruses, and chemical intoxications involved. Cat abscesses are treated with Pulsatilla (Wind Flower), Hepar sulf, and a remedy made from the cat's own pus. The infected areas are carefully cleansed with Aloe Vera, a great healing plant belonging to the liliaceous family, that for thousands of years has been used in healing.

Remember the body, animal and man, is a beautiful thing. God, in His wisdom, gave it the power of self-healing. We should respect the body and do nothing to harm it. That is why I do try to minimize the use of drugs in my practice and follow the natural biological methods of EAV, Chinese needle acupuncture, homeopathy and natural herbs.

### Bibliography

Dodd, G.: *Treatment of Quadriplegia in a Dog Using Electroacupuncture According to Voll*. *Am. J. of Acupuncture*, Vol. 8, No. 4, October-December 1980, pp. 327-334.

- Voll, R.: Twenty Years of Electroacupuncture Diagnosis in Germany. A Progress Report. *Am. J. Acupuncture*, Vol. 3, No. 1, March 1975, pp. 7-17.
- Voll, R.: Twenty Years of Electroacupuncture Therapy Using Low-Frequency Current Pulses. *Am. J. Acupuncture*, Vol. 3, No. 4, December 1975, pp. 291-314
- Voll, R.: Energetic Reactions Between Organ Pairs and Paranasal Sinuses, Odontons, and Tonsils in Electroacupuncture According to Voll. *Am. J. Acupuncture*, Vol. 5, No. 2, June 1977, pp. 101-108.
- Voll, R.: Verification of Acupuncture by Means of Electroacupuncture According to Voll. *Am. J. Acupuncture*, Vol. 6, No. 1, March 1978, pp. 5-15.
- Voll, R.: Foci and Fields of Disturbance as Reasons for Short Term of Insufficient Therapeutic Success in Classical Acupuncture. *Am. J. Acupuncture*, Vol. 6, No. 2, June 1978, pp. 97-102.
- Voll, R.: *Topographic Positions of the Measurement Points in Electroacupuncture*. Four Volumes. (Hjll ML-Verlag GmbH, Uelzen, West Germany.
- Voll, R.: *Interrelations of Odontons and Tonsils to Organs, Fields of Disturbance and Tissue Systems* 1978. ML-Verlag, Uelzen, West Germany.
- Voll, R.: The Phenomenon of Medicine Testing in Electroacupuncture According to Voll. *Am. J. Acupuncture*, Vol. 8, No. 2, June 1980, pp. 97-104.
- Boericke, W.: *Pocket Manual of Homeopathic Materia Medica*. 1976 reprint edition. B. Jain Publ., New Delhi, India.
- Mathur, K.: *Principles of Prescribing*. 1976 B. Jain Publishers, New Delhi, India.
- Clark, J. H.: *A Dictionary of Practical Materia Medica*. (3 Vol.) 1972. Health Science Press, Devon, England.
- Ruddock, Dr.: *A Pocket Manual of Homeopathy, Veterinary Medicine*. 1978. B. Jain Publ., New Delhi, India.
- Sheppard, K.: *The Treatment of Cats by Homeopathy*. Health Science Press, 1960. Essex, England.
- Sheppard, K.: *The Treatment of Dogs by Homeopathy*. Health Science Press, Essex, England.
- Julian, O. J.: *Treatise of Dynamised Micro-Immunotherapy*. Vol. 1, 1980, pp. 27-69. Publ. Jain, New Delhi, India.
- Lane, Earle: *Electrophotography—Psychoenergetic Handbook No. 1*. And/Or Press, San Francisco, California.